

12W UFO CEILING LIGHT INSTRUCTION MANUAL

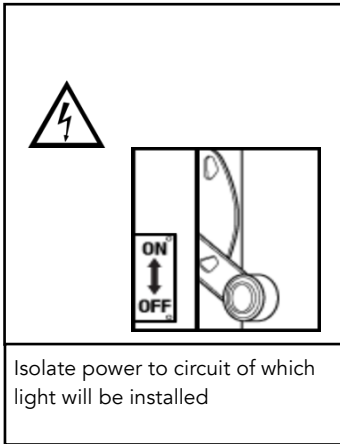


INSTALLATION

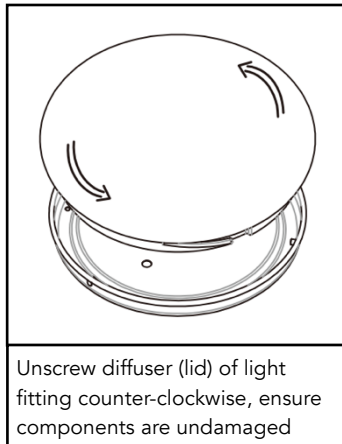


CAUTION: RISK OF ELECTRIC SHOCK!

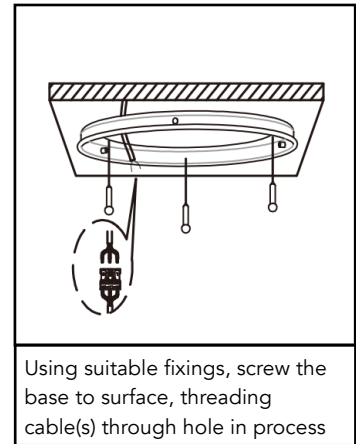
WORK MUST BE CARRIED OUT BY AN ELECTRICIAN OR COMPETENT PERSON. IF IN DOUBT, SEEK PROFESSIONAL ADVICE.



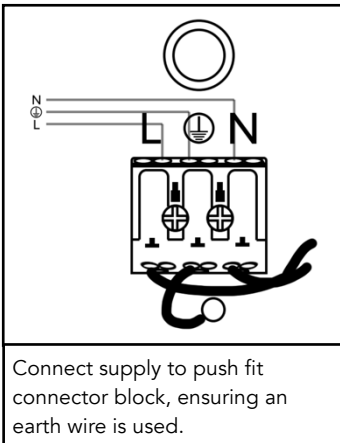
Isolate power to circuit of which light will be installed



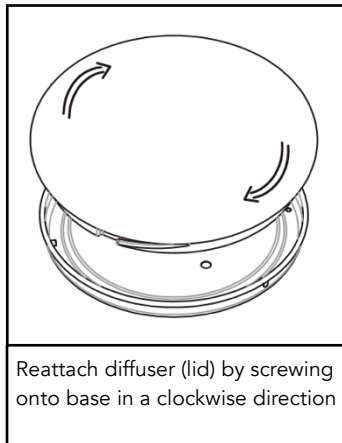
Unscrew diffuser (lid) of light fitting counter-clockwise, ensure components are undamaged



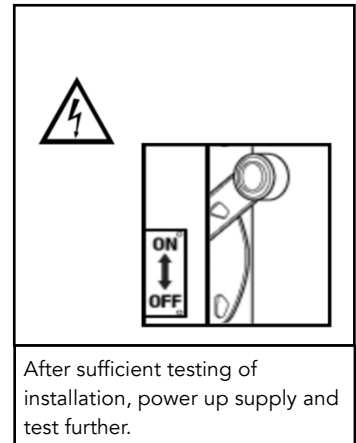
Using suitable fixings, screw the base to surface, threading cable(s) through hole in process



Connect supply to push fit connector block, ensuring an earth wire is used.

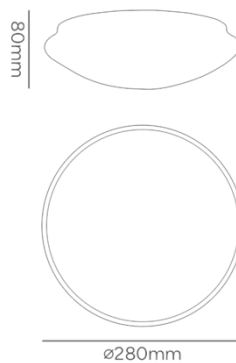


Reattach diffuser (lid) by screwing onto base in a clockwise direction



After sufficient testing of installation, power up supply and test further.

Voltage	AC220-240V
Frequency	50Hz
Wattage	12W
Lumens	900Lm
Power Factor	>0.6
CRI	>80
Lifespan	30,000 hours
Installation	Surface
IP Rating	IP44
Dimmable	No
Beam Angle	140°
Colour Temp	Warm White 3000K Cool White 6000K



MAINTENANCE

If required, it is possible to clean the fitting with a dry cloth, be sure not to loosen the diffuser whilst cleaning. If essential to remove diffuser to clean, isolate power first.

Do not attempt to modify this light fitting in anyway, as this may cause damage to the item or potential harm to person(s) using it.

The light source will last 30,000 hours, once the light source dies, it will be required to replace the entire unit. Please dispose of the old unit in a responsible manner and recycle where possible.

Replacement fittings can be purchased at www.sparkLED.co.uk

For further advice/enquires, please visit www.sparkLED.co.uk

THE LIGHT SOURCE IN THIS FITTING CANNOT BE REPLACED. PLEASE DISPOSE OF RESPONSIBLY AND REPLACE THE ENTIRE LIGHT FITTING.

DISPOSAL

Correct Disposal of This Product (Waste Electrical & Electronic Equipment) (Applicable in the European Union and other European countries with separate collection systems). This marking shown on the product or its literature, indicates that it should not be disposed with other household wastes at the end of its working life. To prevent possible harm to the environment or human health from uncontrolled waste disposal, please separate this from other types of wastes and recycle it responsibly to promote the sustainable reuse of material resources. Household users should contact either the retailer where they purchased this product, or their local government office, for details of where and how they can take this item for environmentally safe recycling. This product should not be mixed with other commercial wastes for disposal.

Always throw empty batteries into the battery recycling bin.

FURTHER MAINTENANCE

The devices are maintenance-free, so never open them. The guarantee becomes void when you open the appliance. Only clean the outside of the devices with a soft, dry cloth or a brush. Prior to cleaning, remove the devices from all voltage sources. Do not use any carboxylic cleaning agents or petrol, alcohol or similar. These damage the surfaces of the devices. Besides, the vapours are hazardous to your health and explosive. Do not use any sharp-edged tools, screw drivers, metal brushes or similar for cleaning. Do not clean this product with a pressure washer.

GENERAL SAFETY

- Keep all parts out of the reach of children.
- Avoid dropping or shocks; this may damage the electronic circuits.
- Repairs or opening of this item may only be done by an authorized repairer.
- For your safety, always switch off the power supply before changing lamps, adjusting spotlight, heads or cleaning

HIGH VOLTAGE

- All electrical connections and connection cables must comply with the appropriate rules and match the operating instructions.
- The fitting must be correctly installed if it is to operate reliably. These instructions and the user guide must therefore be studied carefully.
- The electrical supply must be switched off at the consumer unit, preferably by means of a switch in the distribution box, before any installation, maintenance or repair work is undertaken.
- Exterior components must not be installed during rain.
- Take account of the minimal separation distance from other objects and the room required around the fitting.
- If in any doubt consult a professional, taking local installation requirements into account.
- Some countries stipulate that lighting may be installed only by registered installers

WARRANTY

This product comes with a 2-year warranty (not including lamps). If you have any concerns or questions do not hesitate to contact us.

